



BBS00025 Standard Basin.

Manufactured from 1mm thick grade 304, satin polished stainless steel, supplied with valence bracket, two tap holes and 32mm combined waste and overflow assembly.

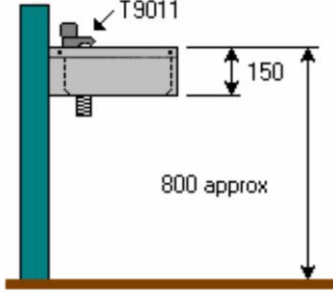
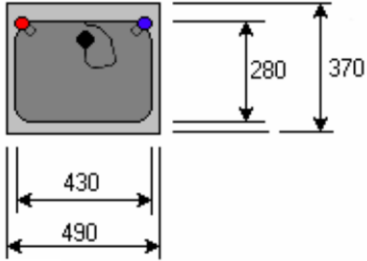
BBS00026 Small Basin.

Manufactured from 1mm thick grade 304, satin polished stainless steel, supplied with valence bracket, two tap holes and 32mm combined waste and overflow assembly.

BBS00027 Mini Basin.

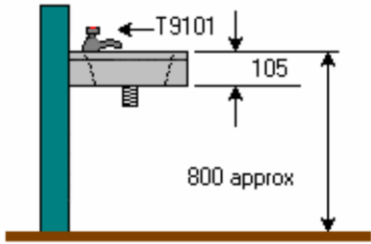
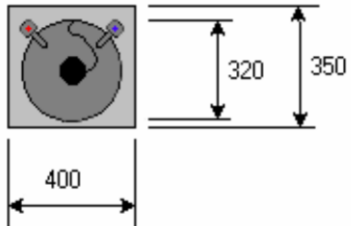
Manufactured from 1mm thick grade 304, satin polished stainless steel, supplied with valence bracket, two tap holes and 32mm waste, plug and chain or combined waste and overflow assembly.

BBS00025



Optional Extras
 TVS00101 Non- Concussive Basin Taps
 TVS00102 Non- Concussive Basin Taps.
 TVS00106 Non- Concussive Basin Mixer Taps C/W Temperature control.
 TVS00107 Non- Concussive Basin Manual Mixer Taps.
 TVS00108 Non- Concussive Angled Basin Taps.
 TVS00404 75mm Lever Basin Taps.
 TVS00402 150mm Lever Basin Taps.
 TVS00501 Knee Operated Valve- wall mounted with 20 second delay.
 TVS00301 Swan Neck Spout.

BBS00026



BBS00027

